


AD 510

Doosan
Mecc Alte
D+ &



ISO8528

GC,) &

SZUTEST

GC - \$\$\$

CE

2000/14/EC

&\$\$\$#(#

z) \$ z' z' D:

	"	kw	"	kw	Amp
400/230	510,00	408,00	460,00	368,00	664,00

fP GDE

GC,) &

,) & z

fDF DE

%\$1

%

%&

GC" \$(**

z&(

GC

Standard Specifications

z

fl

E

z

z

ALTERNATOR

D; A Z' 5J F

TRANSFER SWITCH

AD 510

Doosan
Mecc Alte
D+' &'

Manufacturer	Doosan		
Model	DP158LC		
		449,00 kw [602,00HP]	
	L	14,618	
	"	128 x 142	
		15,0:1	
	"# "	1500	
	L	22,00	
	L	90,00	
AbsorbedAirDischargeReSourceKey.Text	' # "	33,10	
	' # "	550,00	
	' # "	88,00	
	° C	529,00	
		24 V d.c.	
	Load	%\$i	'+)
	# ") \$i	
		99,60	72,90 48,90

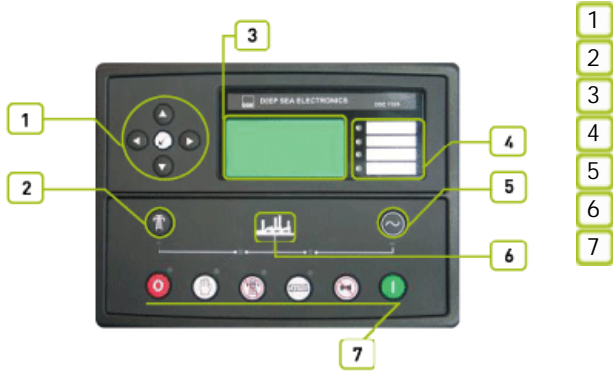
	Mecc Alte		
	ECO 40-3S/4		
	Hz	50	
	"	500,00	
7cg'		0,80	
		3	
	fl 7	400/230	
	A	721,70	

		fl 7		fl 7	
	"	"	"	"	L
AD 510	3150,00	3106,00	1550,00	1994,00	700,00
		fl 7		fl 7	
	"	"	"	"	L
MS 70	4100	4460	1606	2477	700

AD 510

Doosan
Mecc Alte
D+' &'

1 D+' &'



2

8G9ž +' &\$ž) 5ž&&\$#(\$

3

4

5

8G9+' &\$ž &&\$' ž ž "8G9+' &\$' '8G9+' &\$' ž " % &1 *(' " žFG&' &žFG(,) ž

AD 510

Doosan
Mecc Alte
D+' &'

f@z@Bl
f@z@Bl

"z" "z"

f@z@Bl

971

#

#

#

#

#

6G'9B'*\$-\$)

6G'9B'*\$\$\$!*&

6G'9B'*\$\$\$!*(

f&)(, t

f&%) +t

f&% \$t

GA 8

"

%, !&*(

)
&(\$)

ž

ž

!&+""

ž


ž

"

"

AD 510

Doosan
Mecc Alte
D+ &



- 1 Steel structures.
- 2 Emergency stop push button.
- 3 Control panel is mounted on the baseframe . Located at the right side of the generator set.
- 4 Corrosion-resistant locks and hinges.
- 5 oil could be drained via valve and a hose
- 6 Exhaust system in the canopy.
- 7 special large access doors for easy maintenance
- 8 in front and back side special large access doors for easy maintenance
- 9 Base frame -fuel tank.
- 10 Lifting points similar to ISO container , located on each top corner of the canopy
- 11 the canopy provides easy access to radiator cap.
- 12 sound proofing materials
- 13 Plastic air intake pockets.

	"	1606
fl "L	"	4460
fl "L	"	2477
	L	700