


AD 275

Doosan
Mecc Alte
D+ &



ISO8528

GC ;) &

SZUTEST

GC - \$\$\$



2000/14/EC

& \$\$\$ # (#

z) \$ z' z' D:

| | " | " | " | " | Amp |
|---------|--------|--------|--------|--------|--------|
| 400/230 | 275,00 | 220,00 | 250,00 | 200,00 | 360,00 |

fP GDE

GC ;) &

) & z

fDF DE

%\$!

% %&

GC " \$ (*

z&(

GC

Standard Specifications

z

fl

E

z

z

ALTERNATOR

D; A Z 5JF

TRANSFER SWITCH

AD 275

Doosan
Mecc Alte
D+' &'

| | | | | |
|--------------------------------------|--------|--------------|-------|-------|
| Manufacturer | | Doosan | | |
| Model | | P126TI | | |
| | | %\$\$' "# " | | |
| | | &+&\$\$' " | | |
| | | 0*(&\$\$<DQ | | |
| | L | 11,050 | | |
| | " | 123 x 155 | | |
| | | 17,0:1 | | |
| | fl # ı | "# " | 1500 | |
| | fl ı | L | 23,00 | |
| | | L | 65,00 | |
| AbsorbedAirDischargeReSourceKey.Text | ' # " | 16,40 | | |
| | ' # " | 295,00 | | |
| fl ' # ı | ' # " | 43,00 | | |
| | ° C | 560,00 | | |
| | | 24 V d.c. | | |
| | Load | %\$\$ı | ı) |)\$ı |
| | # " | | | |
| | | 53,30 | 40,00 | 27,50 |

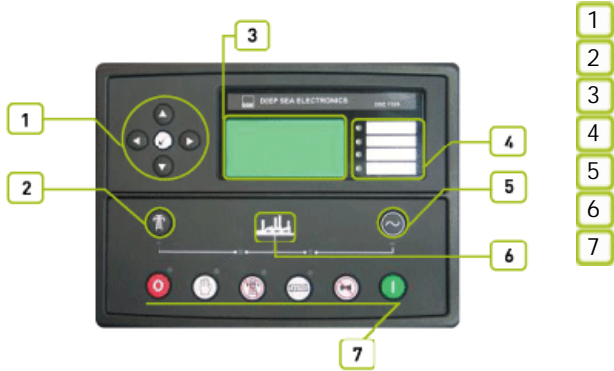
| | | | | |
|-------------|----|------------|--|--|
| | | Mecc Alte | | |
| | | ECO 38-1LN | | |
| | Hz | 50 | | |
| | " | 250,00 | | |
| 7cg' | | 0,80 | | |
| | | 3 | | |
| | ı | 400/230 | | |
| | A | 360,00 | | |
| Temperature | | H | | |

| | | | | | |
|--------|---------|---------|---------|---------|--------|
| | | ı | ı | ı | |
| | " | " | " | " | L |
| AD 275 | 2265,00 | 2950,00 | 1300,00 | 1588,00 | 450,00 |
| | | ı | ı | ı | |
| | " | " | " | " | L |
| MS 60 | 2940 | 4000 | 1300 | 1970 | 450 |

AD 275

Doosan
Mecc Alte
D+' &'

1 D+' &'



2

8G9ž +' &\$ž) 5ž&&\$#(\$

3

4

5

8G9+' &\$ž &&\$ž žž
8G9+' &\$ž 8G9+' &\$ž
žž
% &1 * (ž
žFG' &žFG(,) ž

"Новая энергия"

AD 275

Doosan
Mecc Alte
D+ &

f@#@Bt
f@#@Bt

"z" "z"

f@#@Bt

971

f&%) +L

f&)(, t

f&%) \$L

ž

"% !&*(

&(\$)

ž

ž

GA 8


!&+""

ž

"Новая энергия"

AD 275

Doosan
Mecc Alte
D+ &



- 1 Steel structures.
- 2 Emergency stop push button.
- 3 Control panel is mounted on the baseframe . Located at the right side of the generator set.
- 4 Corrosion-resistant locks and hinges.
- 5 oil could be drained via valve and a hose
- 6 Exhaust system in the canopy.
- 7 special large access doors for easy maintenance
- 8 in front and back side special large access doors for easy maintenance
- 9 Base frame -fuel tank.
- 10 Lifting points similar to ISO container , located on each top corner of the canopy
- 11 the canopy provides easy access to radiator cap.
- 12 sound proofing materials
- 13 Plastic air intake pockets.

ООО "Новая энергия"

| | | |
|-------|---|------|
| | " | 1300 |
| fl "L | " | 4000 |
| fl "L | " | 1970 |
| | L | 450 |